

## 07401013 -- Deluxe Cord Grips



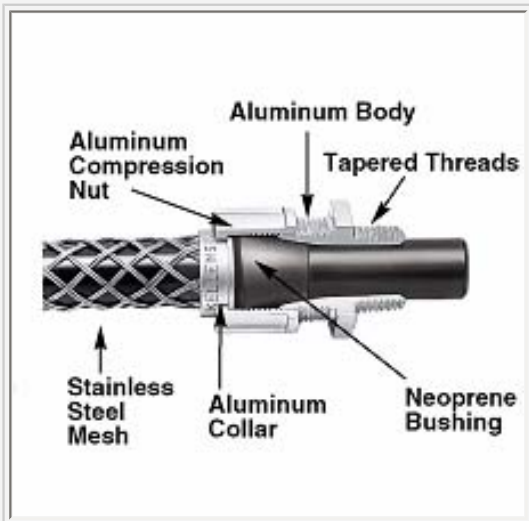
Straight Male

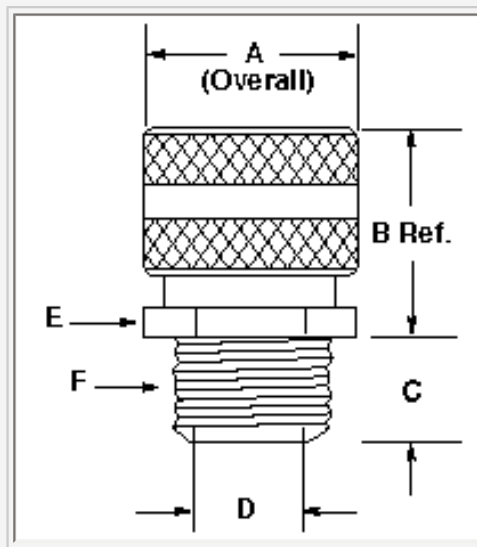
Deluxe Cord Grips completely eliminate pull tension on terminals, control cable arc-of-bend, prevent cord pull-out, and provide a liquidtight seal. They are offered with either aluminum, stainless steel or nylon fittings.

## Product Specifications

<b>Product Type</b>	Deluxe Cord Grips
<b>Thread Type</b>	N.P.T.
<b>Grip Style and Material</b>	Straight Aluminum Connector Stainless Grip
<b>Grip Cord Range (Diameter)</b>	.250" - .375" (.63 - .95)
<b>Grip Thread Size</b>	3/4"
<b>Deluxe Grip Form Size</b>	F2
<b>Operating Temperature</b>	-30°F to +225°F (-34°C to +107°C)
<b>Mesh Grip Flammability Rating</b>	UL 94-HB
<b>Fitting Flammability Rating</b>	UL 94-V2
<b>Recommended Knockout Hole Size</b>	1.094 to 1.141 (2.78 - 2.90)
<b>Hazardous Locations</b>	Suitable for use in hazardous locations per Class I, Div. 2, Class II, Div. 1 & 2, Class III, Div. 1 & 2.
<b>Dimension A</b>	1.13" (2.87) Dia.

<b>Dimension B</b>	1.10" (2.79) Ref.
<b>Dimension C</b>	.55" (1.40)
<b>Dimension D</b>	.64" (1.63) Throat Dia.
<b>Dimension E A/C</b>	1.29" (3.28)
<b>Dimension E A/F</b>	1.13" (2.87)
<b>Dimension F</b>	3/4" - 15
<b>Certifications</b>	UL Listed CSA Certified
<b>M Drawings</b>	<a href="#">Click here for M-Drawing</a>
<b>Catalog Page</b>	<a href="#">Click here for catalog page T60</a>
<b>Catalog Section</b>	<a href="#">Click here for Section-T</a>
<b>UPC Number</b>	78358532194
<b>Weight in LBs</b>	0.15





## Strain Relief Deluxe Cord Grips

Aluminum Fittings, Stainless Steel Mesh, Liquidtight, for Insulated Cables

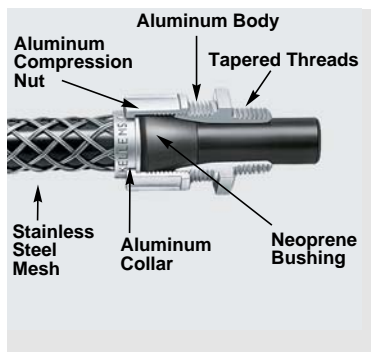


### Read This Data

It is important that you read all breaking strength, safety and technical data relating to this product on pages T-68 through T-74.



**Straight Male**



### Straight Male Thread

Grip Diameter Range Inches (cm)	Thread Size N.P.T. (Inches)	Form Size	Catalog Numbers
.250"- .312" (.63-.79)	3/8"	F1	07401001
.312"- .375" (.79-.95)			07401002
.375"- .437" (.95-1.11)			07401003
.187"- .250" (.47-.63)	1/2"	F2	07401004
.250"- .375" (.63-.95)			07401006
.375"- .500" (.95-1.27)			07401008
.500"- .625" (1.27-1.59)			07401010
.625"- .750" (1.59-1.90)	1/2"	F3	074011247*
.750"- .875" (1.90-2.22)			074011248*
.187"- .250" (.47-.63)	3/4"	F2	07401011
.250"- .375" (.63-.95)			07401013
.375"- .500" (.95-1.27)			07401015
.500"- .625" (1.27-1.59)			07401017
.625"- .750" (1.59-1.90)	3/4"	F3	07401018
.750"- .875" (1.90-2.22)			074011249*
.375"- .500" (.95-1.27)	1"	F4	074011195
.500"- .625" (1.27-1.59)			07401019
.625"- .750" (1.59-1.90)			07401021
.750"- .875" (1.90-2.22)			07401023
.875"- 1.000" (2.22-2.54)			07401025
1.000"- 1.125" (2.54-2.86)			074011250*
1.125"- 1.250" (2.86-3.17)			074011028*
1.250"- 1.375" (3.17-3.49)			074011029*
.750"- .875" (1.90-2.22)	1 1/4"	F5	074011251
.875"- 1.000" (2.22-2.54)			07401026
1.000"- 1.125" (2.54-2.86)			07401027
1.125"- 1.250" (2.86-3.17)			07401028
1.250"- 1.375" (3.17-3.49)			074011178*
.750"- .875" (1.90-2.22)			074011252
.875"- 1.000" (2.22-2.54)			07401029
1.000"- 1.125" (2.54-2.86)			07401030
1.125"- 1.250" (2.86-3.17)	1 1/2"	F5	07401031
1.250"- 1.375" (3.17-3.49)			07401032
1.312"- 1.437" (3.33-3.65)			074011253
1.437"- 1.562" (3.65-3.97)			074011254*
1.562"- 1.687" (3.97-4.28)	1 1/2"	F6	074011255*
1.687"- 1.812" (4.28-4.60)			074011256*
1.750"- 1.875" (4.44-4.76)			074011257*
1.250"- 1.375" (3.17-3.49)			074011258
1.312"- 1.437" (3.33-3.65)			074011259
1.437"- 1.562" (3.65-3.97)			07401033
1.562"- 1.687" (3.97-4.28)			07401034
1.687"- 1.812" (4.28-4.60)			07401035
1.750"- 1.875" (4.44-4.76)	074011260		
1.812"- 1.937" (4.60-4.92)	2"	F6	074011261
1.937"- 2.062" (4.92-5.24)			074011262*
2.062"- 2.187" (5.24-5.55)			074011263*
2.187"- 2.312" (5.55-5.87)			074011264*
2.312"- 2.437" (5.87-6.19)			074011265*
1.688"- 1.812" (4.29-4.60)			074011030
1.812"- 1.937" (4.60-4.92)			074011031
1.937"- 2.062" (4.92-5.24)			074011032
2.062"- 2.187" (5.24-5.55)	2 1/2"	F7	074011033
2.187"- 2.312" (5.55-5.87)			074011034
2.312"- 2.437" (5.87-6.19)			074011266*
1.937"- 2.062" (4.92-5.24)			074011036
2.062"- 2.187" (5.24-5.55)			074011037
2.187"- 2.312" (5.55-5.87)			074011038
2.312"- 2.437" (5.87-6.19)			074011039
2.437"- 2.625" (6.19-6.67)			3"
2.625"- 2.812" (6.67-7.14)	074011187		
2.812"- 3.000" (7.14-7.62)	074011188		
3.000"- 3.250" (7.62-8.25)	074011189*		

\*Cable jacket may have to be stripped to pass through connector body.

Kellems® Deluxe Cord Grips are suitable for use in hazardous locations per Class I Div. 2, Class II Div. 1 & 2, Class III Div. 1 & 2 of the National Electric Code Sections 501-4(b), 502-4(a), 502-4(b), 503-3(a) and 503 3(b).